

FOR FRESHER & TASTIER FOOD

gro your own

BLACK GOLD®



Black Gold® Natural & Organic Raised Bed & Potting Mix 0.07-0.03-0.03

- RESiLiENCE® is the SILICON ADVANTAGE that may improve your plants' resistance to wilting.
- Natural & organic, OMRI Listed® for organic gardening
- Ready-to-use for vegetables, herbs, and flowers in outdoor raised beds or large pots and containers
- Professional-quality ingredients
- Provides superior moisture retention with excellent drainage



It's *already* in the mix™



For Organic Use • OMRI.org

www.blackgold.bz

Another quality brand from
sun gro
HORTICULTURE

How to Use Black Gold® Natural & Organic Raised Bed & Potting Mix

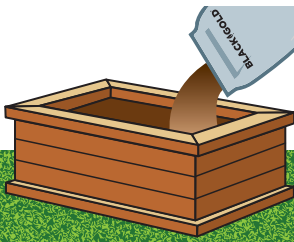
1 Outdoor Container:

Choose a pot to fit your planting. Cover large drainage holes with a screen or pebble layer for mix retention. Add mix at the bottom of the pot, leaving space for plantings. Gently loosen the roots of pot-bound plants for better soil-to-root contact and place in pot. Fully cover roots, leaving a 1-2-inch space at the top for watering.




2 Raised Beds:

Use the chart below to determine how many bales of mix will be needed to fill raised beds. Line the bottom of beds with landscape fabric to keep them weed free. Fill the beds with mix, fluffing each bale added, then level the surface before planting.




3 Planting:

Plant fruits, vegetables, herbs, or flowers with similar growing needs. Consider the mature size of plants to prevent overcrowding. Sun-loving hemp also grows well in this mix. Plan beds for the right season: Cool-season plants can endure mild spring frosts, while warm season plants must be planted after the threat of frost has passed.




4 Watering and Feeding:

New plantings need regular water and fertilizer for good growth and establishment. Water raised beds deeply to ensure full saturation, and water outdoor containers until water drains from the bottom of the pots. Start a supplemental feeding program one week after planting. Feed plants regularly with a fertilizer formulated for the plantings. Follow manufacturer's recommendations.



5 Cleaning:

Remove old flowers, stems, and leaves. Once vegetables have stopped producing, remove the plants to reduce potential insect and disease problems. At the end of the season, cut back perennials, remove old annuals, and reformat your beds with Black Gold® Natural & Organic Raised Bed & Potting Mix.



Visit www.blackgold.bz



We also offer free horticultural advice through our **Ask a Garden Expert** support service.

Learn more and discover expert how-to gardening videos, articles, newsletters and our dealer locator.

Bales/Garden Area Table

Raised Bed Size – filled to a depth of 10"

4 ft x 4 ft (16 sq ft)	5 bales
4 ft x 6 ft (24 sq ft)	7 bales
4 ft x 8 ft (32 sq ft)	9 bales
8 ft x 8 ft (64 sq ft)	18 bales

Sizes Available:

1.5 CF (50/pallet), 2.2 CF (25/pallet)

Ingredients: Bark, compost, Canadian sphagnum peat moss, earthworm castings and organic fertilizer

sungro
HORTICULTURE
Our Expertise is Growing®
www.sungro.com

